

Executive Summary 2021



منظمة صدقات الخيرية
Sadagaat Charity Organization



www.sadagaat.com



About Sadagaat



For over **nineteen years**, Sadagaat Charity Organization has strived to improve the living conditions of those less fortunate in the country of Sudan.

Founded in **2002** by a group of Sudanese youth residing in America, its goal was to provide relief relating to four sectors; **WASH, Health, Education and Feeding**. Projects conducted by Sadagaat vary in nature and are catered towards the needs of individualized groups. Sadagaat has provided clean water supplies, medical care, housing and basic necessities for those in need.

Reliant on the donations of benefactors both internal and external to Sudan, Sadagaat was able to become a mediator between those seeking aid, and those able to provide it. Through the generosity, kindness and empathy of sponsors and volunteers, Sadagaat is able to continue improving the quality of life of the people of Sudan.



Vision

**Empower Societies
and Promote
Sustainable
Development in
Sudan.**

Values

**Commitment
Trust
Transparency
Hope
Ambition**

Mission

**A name
associated with
giving in the
minds of every
Sudanese**



Strategic Goals

Sadagaat Charity Organization has identified the following strategic goals:

- Creating ways and means to achieve sustainable development for those less fortunate.
- Strengthening less advantaged communities and providing them with basic services such as health, water, education and food.
- Empowering local communities to contribute in volunteer work that promotes development.
- Attracting donors and funders from local, regional and global organizations with development projects.
- Continuous development of institutional performance and improvement of systems, policies and procedures that regulate organization private work.



General Goals

Sadagaat Charity Organization aims at becoming an effective mediator between those who are able to offer support (individuals and institutions) and the recipients of support. Additionally, Sadagaat strives to advance social services in Sudan, by increasing the efficiency of its executive structure in being able to provide:

- Access to all available resources from various individuals and sectors inside and outside Sudan.
- Accurate guidance for all material resources obtained and targeted.
- Collaboration with initiatives and organizations that work in the same sectors to achieve common goals.
- Ways and means to achieve sustainable development for those in need.
- Strengthening communities by providing basic services such as health, water, education and food.



Executive Summary



1. محور إمداد المياه و الإصحاح البيئي :

Water supply and environmental sanitation projects aim to provide clean water sources that are closer to the end users in order to save effort, money and time wasted to obtain water, and upgrade health and social standards in the targeted areas.

Donations

615,441,168
SDG

548,775,000
SDG

Expenditures

Executed
Projects

56

%95

Execution
Progress
Percentage

Beneficiaries

362,214

11

States

Table of Execution of Programs and Projects in the Category of Water Supply and Environmental Sanitation During the Year 2021:

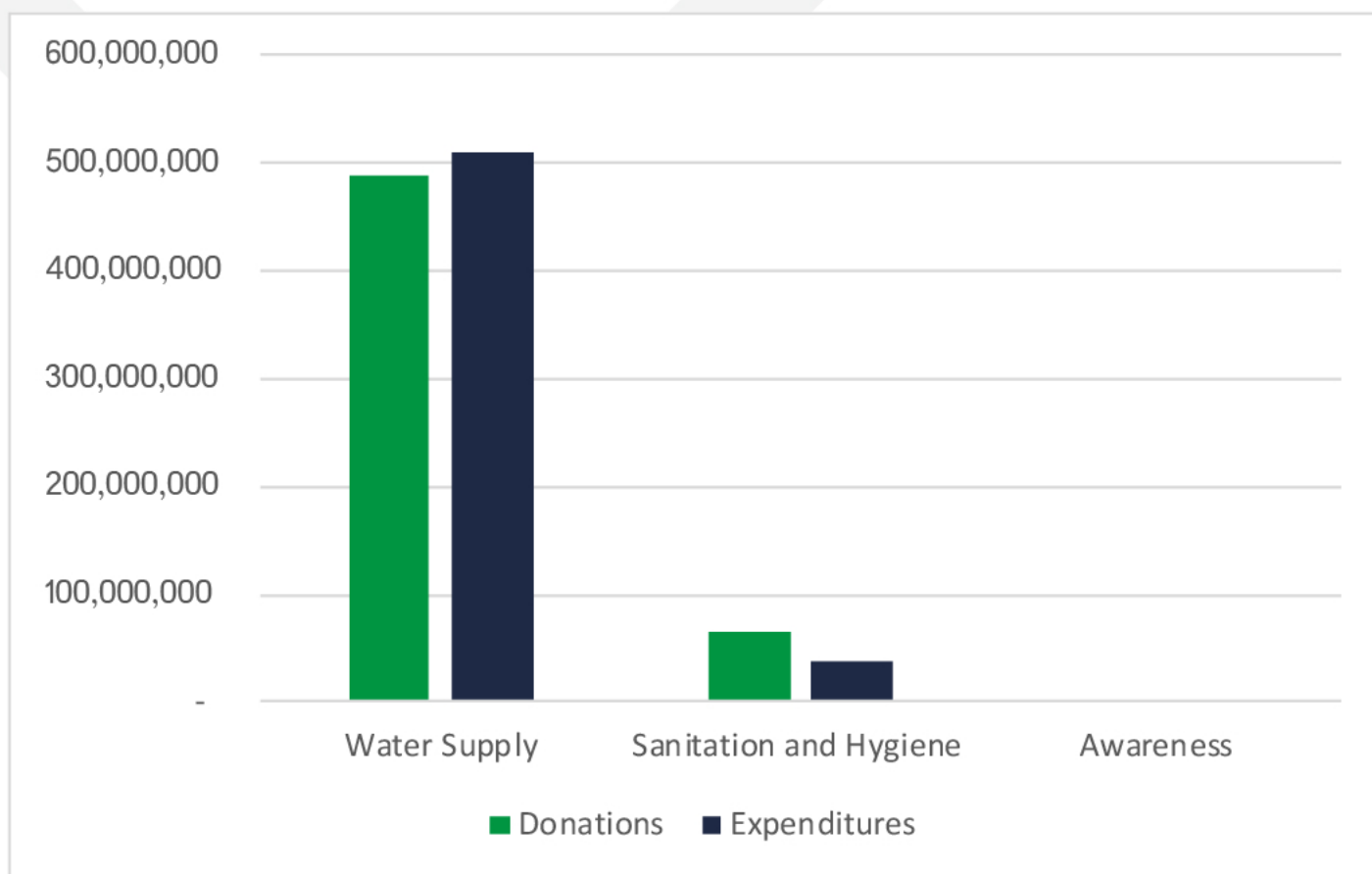
Program	Project	Targeted 2021	Executed	Execution Percentage	Execution Budget in Sudanese Pounds
Water Supply	Complete Water-Well Stations	25	19 ¹	76%	313,224,209
	Completion of Water-Well Stations	30	35 ²	117%	174,867,827
	Water Distribution Lines	3	1	33%	8,115,172
	Water Holes	2	-	-	-
Environmental Sanitation and Personal Hygiene	Sanitation	18	11	61%	
	Hand Washing Facilities	13	27	208%	69,530,500
Awareness	School Health Club	13	11	85%	
	Water User Training	6	-	0%	-

¹ Execution of complete water-well projects is affected by inflation and the sharp increase in the price of materials, which has increased the cost of project execution. Execution of complete water-well projects is affected by inflation and the sharp increase in the price of materials, which has increased the cost of project execution.

² The demand for projects of completion of water-well stations has increased due to the decrease in their costs. The demand for projects of completion of water-well stations has increased due to the decrease in their costs.

The following chart shows the revenues and expenditures of the programs of the category of water supply and environmental sanitation for the year 2021.

Revenues and Expenditures of the Programs of the Category of Water Supply and Environmental Sanitation for the Year 2021:



2. The Health Category:

Sadagaat Charity Organization, through its projects and programs in the category of health, seeks to promote health services for vulnerable groups who cannot find affordable treatment services by providing medical services, raising health awareness, rehabilitating health facilities, providing medical devices and equipment, and training health personnel.

Expenditures

243,645,195
SDG

237,890,137
SDG

Donations

Execution
Progress
Percentage

%84

35

Executed
Projects

States

15

345,435

Beneficiaries

Table of Execution of Programs and Projects in the Health Category During the Year 2021 :

Program	Project	Targeted 2021	Executed	Execution Percentage	Execution Budget "SDG"
Provision of Health Services	Hospital Rehabilitation	5	14 ³	280%	95,818,049
	Rehabilitation of medical laboratories	3	5	167%	8,456,432
	Oxygen Delivery Networks	6	8	133%	28,917,216
	Oxygen Generating Stations	2	1	50%	31,172,017
Health Education	First Aid	1	-	0%	-
	Spreading the Culture of Blood Donation	30	45	150%	153,735
	Breast Cancer Awareness Campaigns	18	14 ⁴	78%	9,958,586
Medical Services	Pediatric Kidney Services	3	3	100%	12,068,292
	Eye Operations	200	1,057 ⁵	429%	28,397,040
	Omar Al-Nefaydi Health Center	1	1	100%	5,852,975
Health Information System	Telemedicine	1	1	100%	2,295,700
Health Human Resources	Training of Physicians and Nurses on the intensive care unit	100 Physicians 200 nurses	-	-	-
	Financial Support for Health Service Providers for COVID Centers	3	4	133%	5,448,000

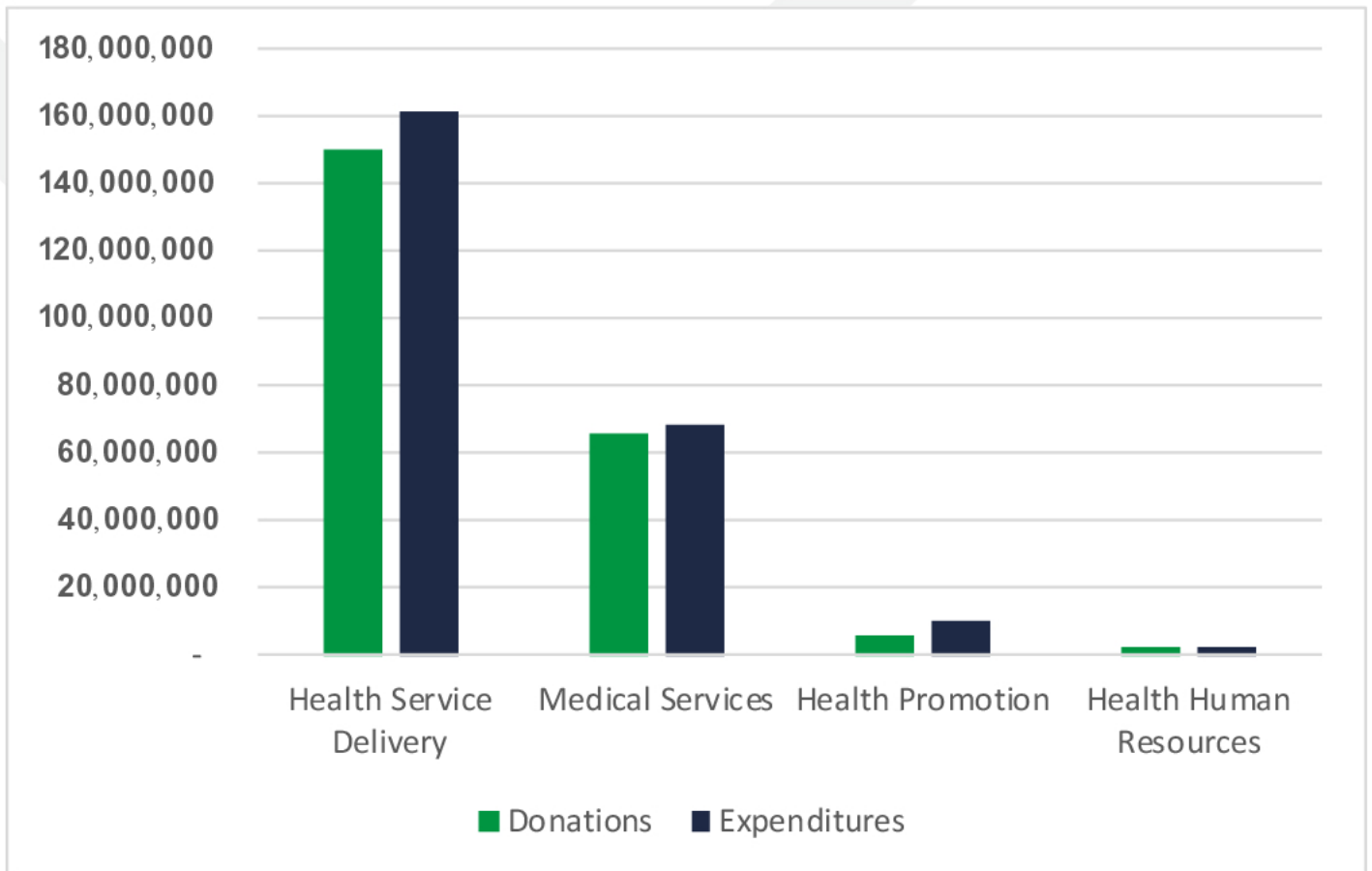
¹ The percentage of execution of hospital rehabilitation projects is high compared to target, as a budget was set for the rehabilitation of (5) hospitals with a large scope of work, but this budget was divided and allocated to (14) hospitals to distribute work to the largest number of hospitals and to the urgent need.

² The breast cancer awareness campaigns were affected by the challenges that the country experienced in the month of October, as the project's activities were halted and did not extend to the rest of the states in the country.

³ The percentage of execution of the eye operations project is higher than the target, reaching 1,057 operations, by taking advantage of the capabilities of the Eye Teaching Hospital and the Al Basar International Foundation, it has become possible to increase the percentage of executed operations.

The following charts show total donations and expenditures for the health category programs in the year 2021:

Revenues and Expenditures of the Health Category Programs 2021:



3. The Education Category:

Through the education category, Sadagaat seeks to participate in bridging gaps and removing obstacles that prevent the development of the education system by improving the infrastructure and the quality of learner-based education and making it available to all.

Expenditures

226,119,196
SDG

221,015,302
SDG

Donations

Execution
Progress
Percentage

%62

29

Executed
Projects

States

4

57,939

Beneficiaries

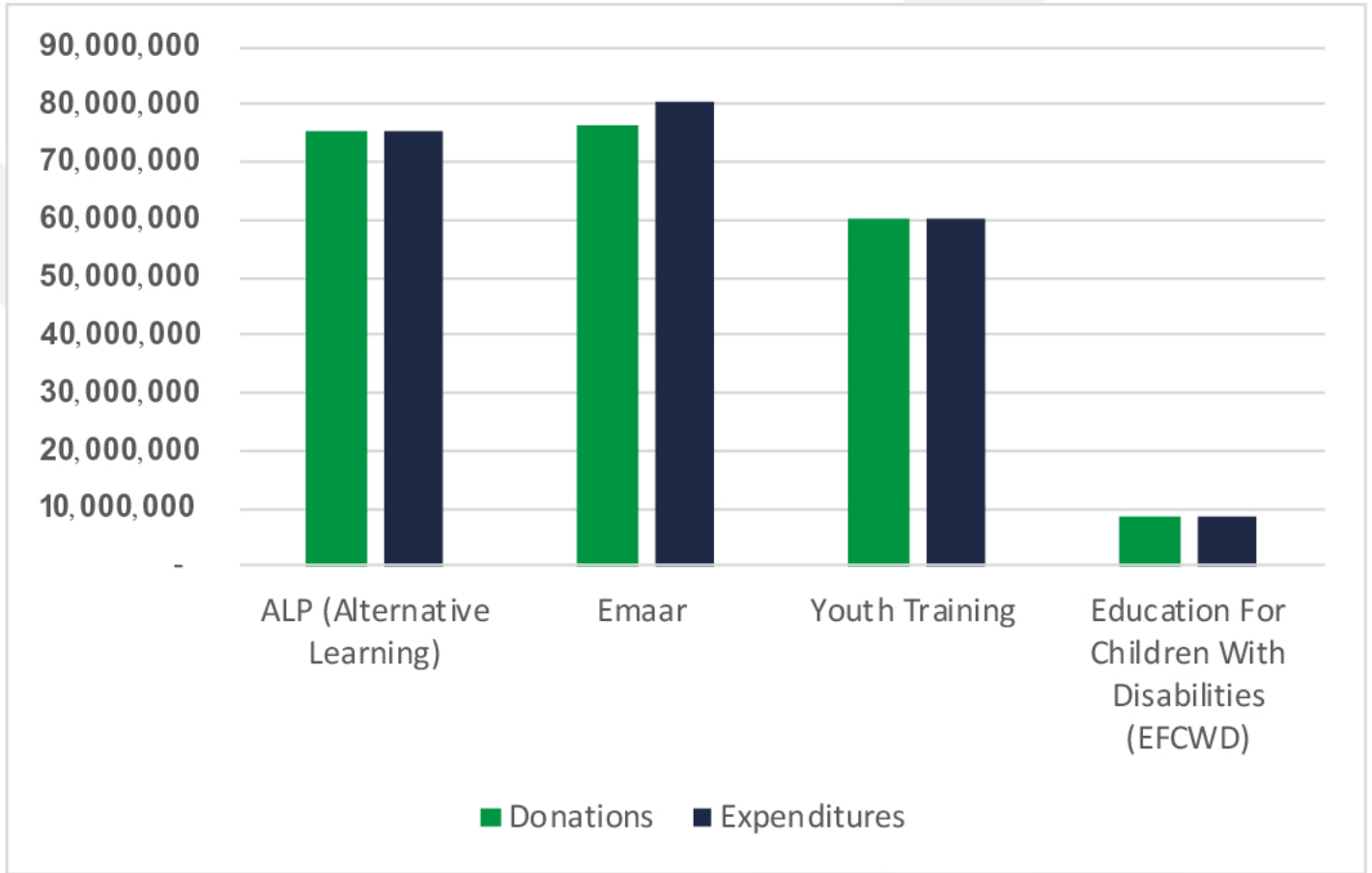
Table of Execution of Programs and Projects of the Education Category During the Year 2021 :

Program	Project	Targeted 2021	Executed	Execution Percentage	Execution Budget "SDG"
Alternative Education	Alternative Education (Gezira and River Nile States) UNICEF	24	24	100%	73,941,342
	Alternative Education Umbaddah	4	2	50%	1,490,282
Education of Children with Disabilities	Rehabilitation of Centers for the Deaf and the Blind	2	3	150%	8,623,471
	Community Awareness of Children with Disabilities	1	-	0%	-
Emaar (Construction)	Establishing Schools for Vulnerable Communities	2	1	50%	28,616,678
	Rehabilitating Schools for Vulnerable Communities	5	6	120%	51,887,079
Vocational Training	Vocational Training for Graduates of the Alternative Education Program (Sadagaat)	1	-	0%	-
	Rehabilitation of the Vocational Education Center in Umbaddah	1	-	0%	-
	Design of the Vocational Education Center in Al-Bagair	1	-	0%	-
Academic Research	Research	3	-	0%	-
	Workshops	1	-	0%	-
	Surveys	1	-	0%	-
Other	UNICEF Youth Training Program	-	-	-	60,324,778

The above table reflects the percentage of execution of the Alternative Education Program (Al-Jazirah and the Nile River) has been accomplished as intended, but the alternative education project was executed to %50 of the target, for several reasons, the most important of which are: the dropping out of a large number of students during the year; suspension of the school year due to the third wave of COVID-19, and the fluctuation in the attendance of teachers and school administrators, which led to students' non-compliance with the program.

The following charts show total donations and expenditures for Education category programs in the year 2021.

Revenues and Expenditures of the Education Category Programs 2021:



4. Food Provision Category:

This category aims to promote the concept of charity by providing food service to the needy at different periods of the year. The Sadaqaat Organization has been implementing the objectives of this category by directing donors' donations to the Ramadan Bags programs, Zakat Al-Fitr and Al-Adha Sacrifice Meat for us and for others.

Expenditures

**305,614,835
SDG**

**305,614,835
SDG**

Donations

Execution
Progress
Percentage

%100

3

Executed
Projects

States

18

38,856

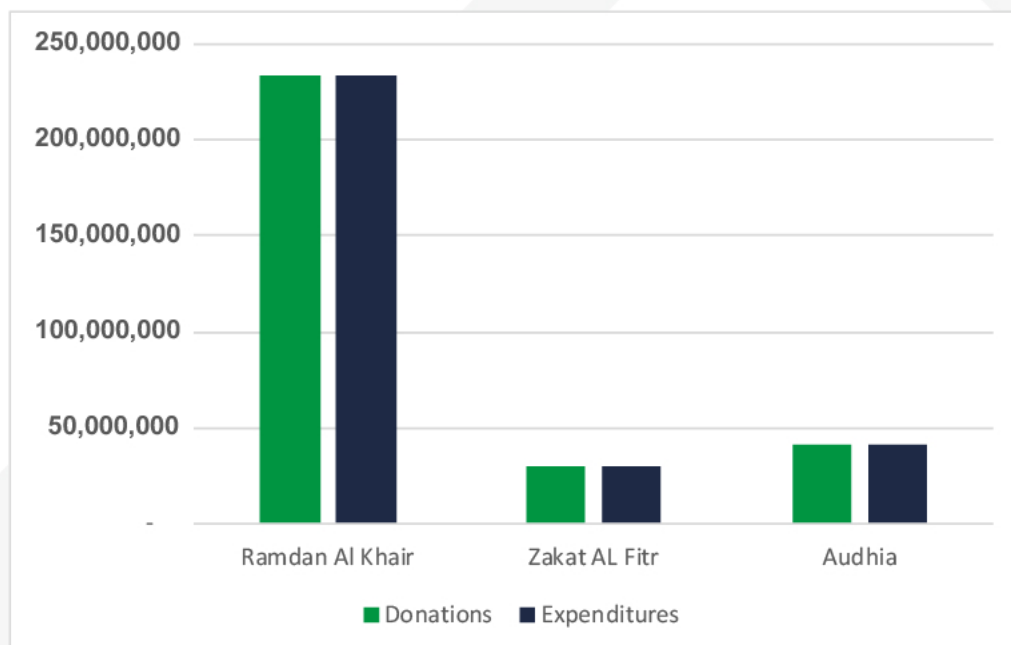
Beneficiaries

Table of Execution of the Programs and Projects of the Food Provision Category During the Year 2021:

Program	Targeted 2021	Executed	Execution Percentage	Execution Budget (in Sudanese Pounds)
Ramadan Al-Khair	20,000	14,206	71%	233,397,768
Zakat Al-Fitr	3,000	17,350 ⁶	578%	41,508,790
Al-Adha Sacrifice Meat for Us and Others	3,000	7,300	243%	30,493,600

¹The percentage of execution of the Zakat Al-Fitr program reached **%578** of the target, due to the great contribution of the Hedayah Foundation to the program.

The following chart shows the revenues and expenditures of the Food Provision Category programs. The percentage of expenditure and revenue in the Ramadan Al-Khair Program is higher than the Al-Adha Sacrifice Meat for US and Others program and Zakat Al-Fitr, respectively



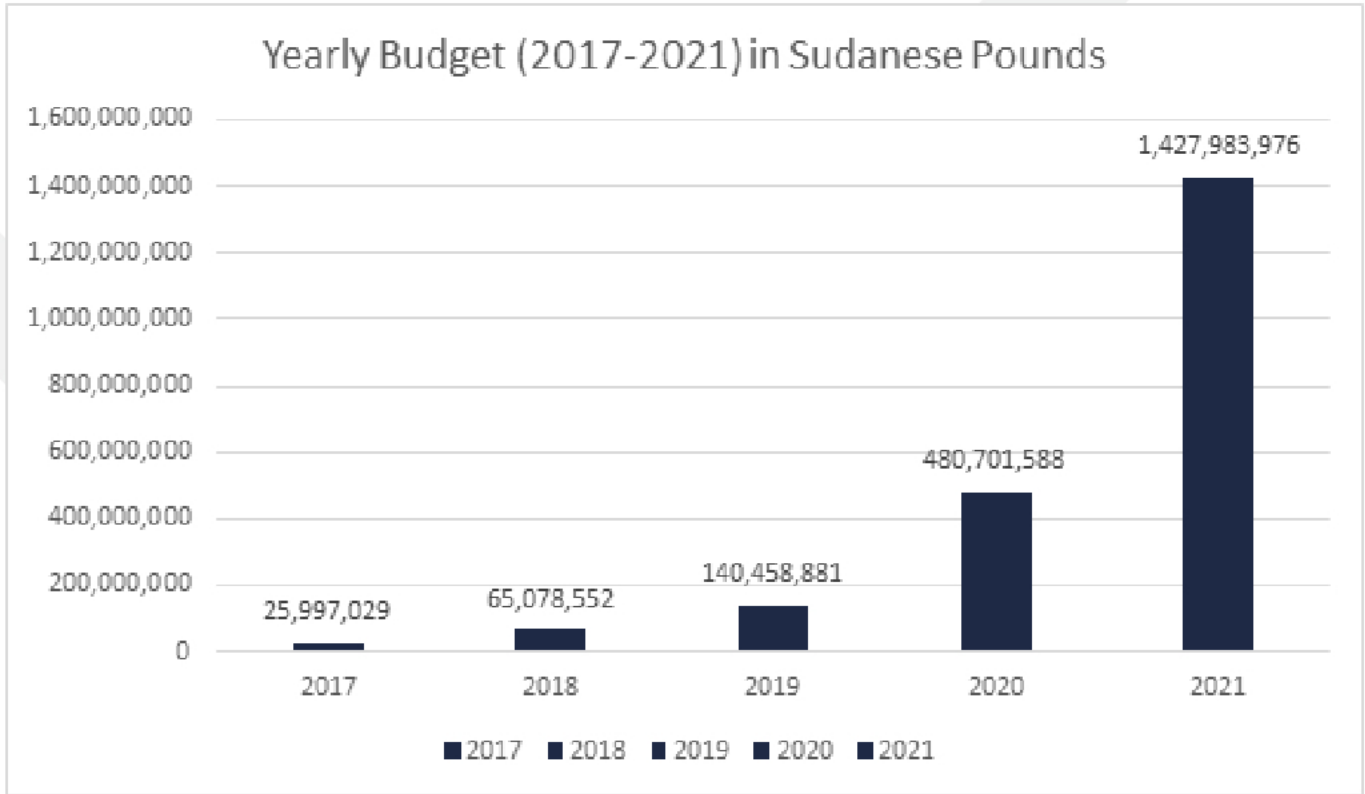


Performance Indicators

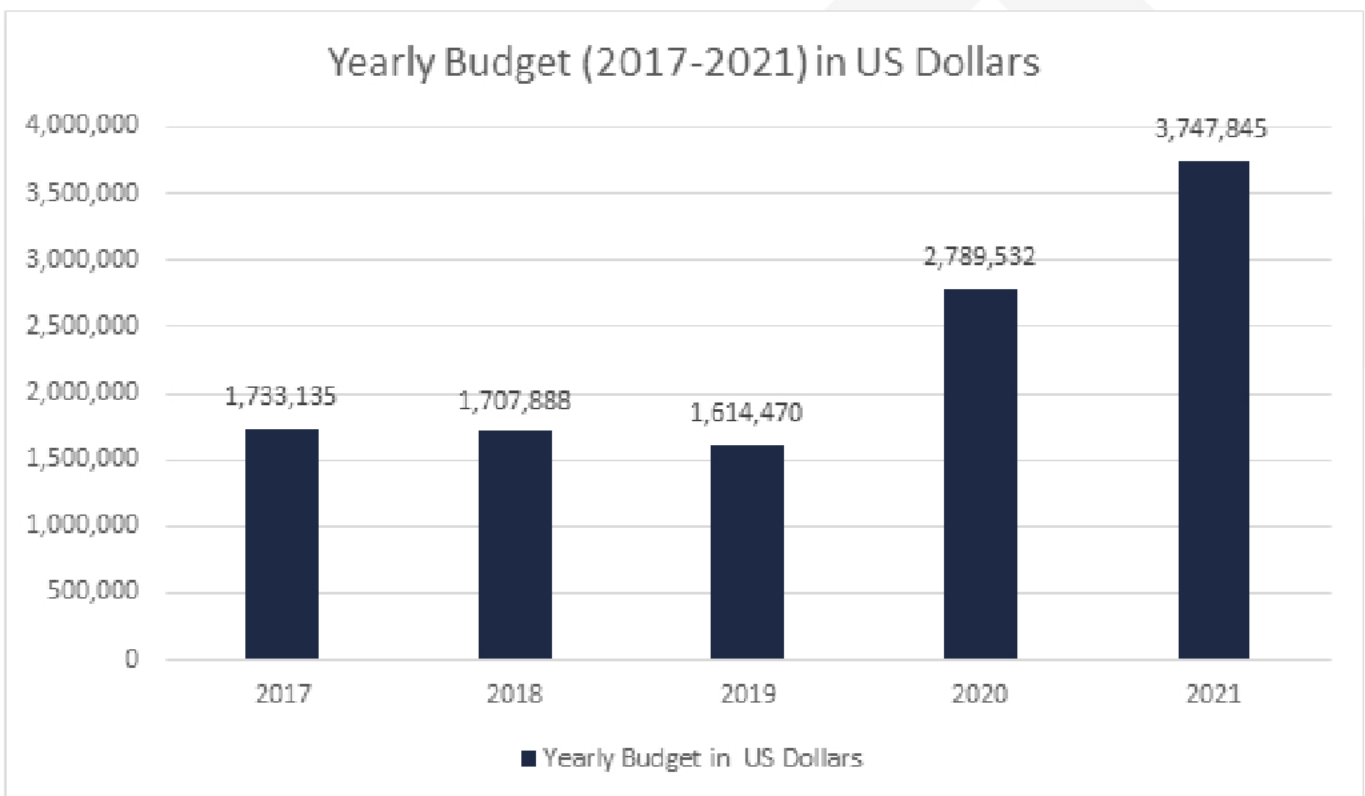


Financial Report for the Year 2021:

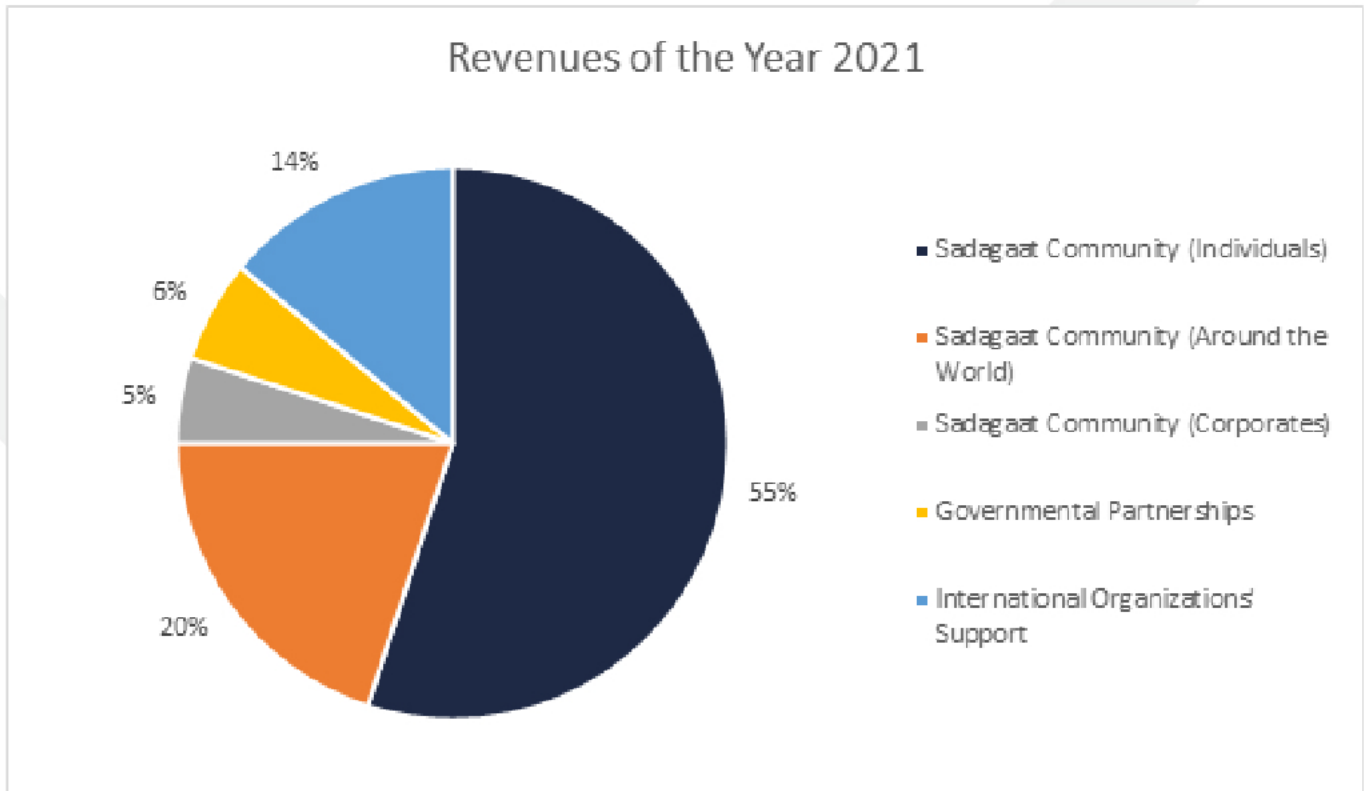
Comparison of Budgets in Sudanese Pound:



Comparison of Budgets in US Dollars:

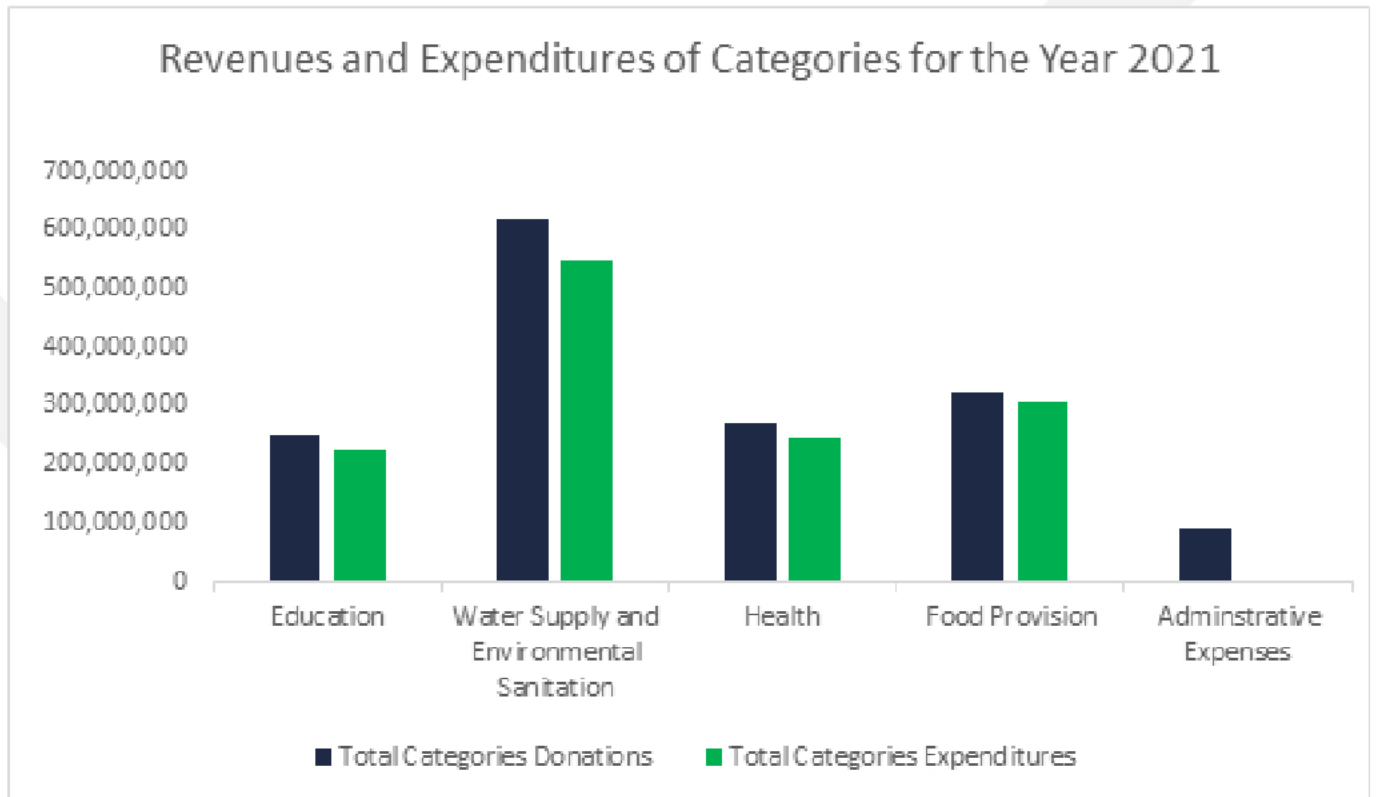


Revenues:

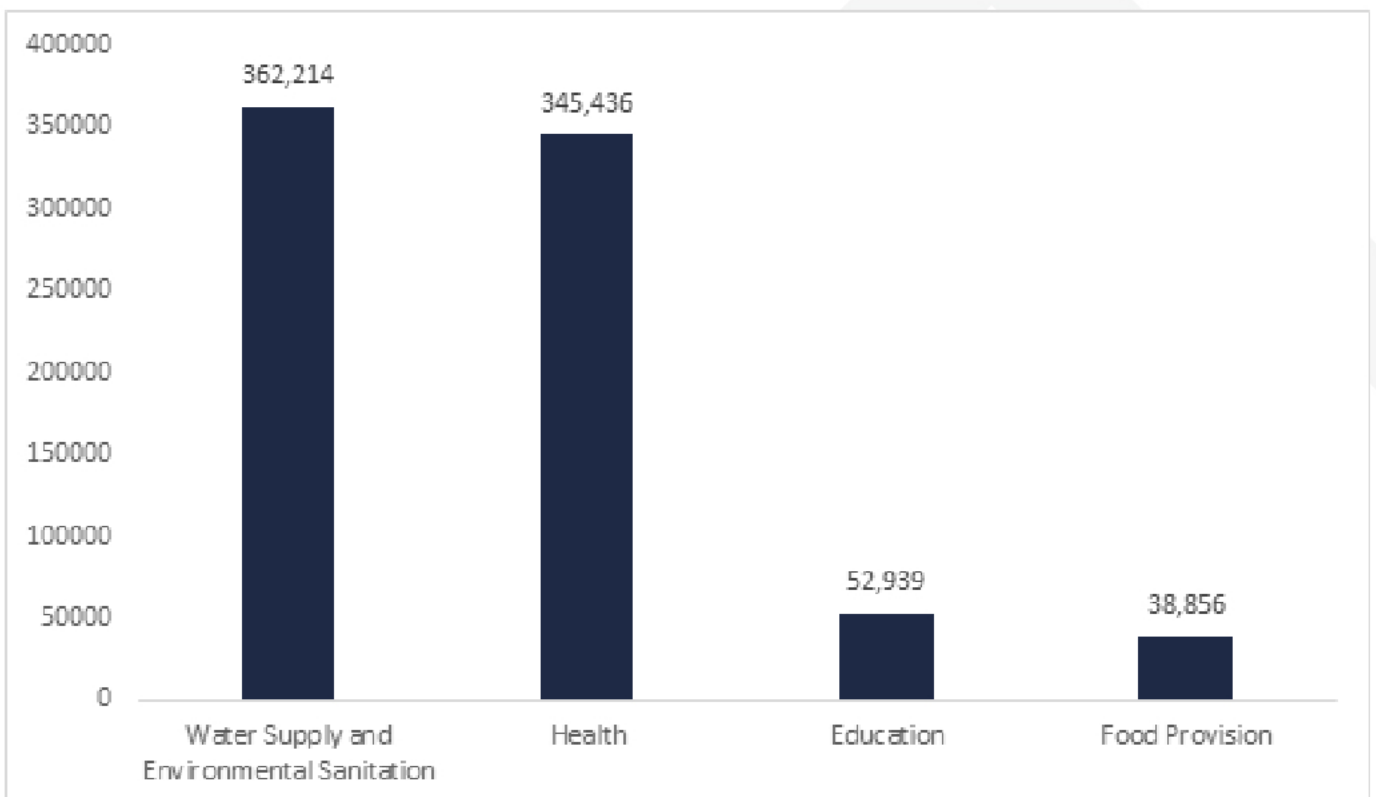


The above chart shows the percentage of donors' contribution. **%55** of donations came through the Sadagaat community (**individuals**), followed by the contribution of the Sadagaat community (around the world) by **%20**, then the support of international organizations, governmental partnerships and the contribution of the Sadagaat community (**corporates**), respectively.

Comparison of Revenues and Expenditures Between Categories for the Year 2021 :



Number of End Users During the Year 2021 :





www.sadagaat.com



@sadagaat

